

Crescent/Obround Gourd Porch Installation Instructions



This one-piece aluminum porch clips over the bottom edge of almost any plastic gourd with a crescent or obround entrance hole. (The exception is the Troyer Horizontal gourd, which has its own custom-designed clip-on porch.) This porch will allow easier access by martins into the straight-edged entrances, while still resisting entry by European Starlings. The clip-on porches also allow martins to sit directly in front of their entrance hole, where they can keep an eye on their nest and the outside world at the same time.

To attach the porch, center the porch in the crescent/obround opening. Once the porch is centered side-to-side on the bottom edge of the entrance hole, push it down firmly as far as it will go, as shown in the bottom photo. There should be no gaps.


After the porch is attached, set the gourd on a flat surface, such as a table, and make sure that both the inner and outer porches are approximately level (i.e., parallel to the table surface) and not tilted upward or downward. If they are not level, bend them level.

When attached, the porch should be very snug (tight enough that it won't blow off). If the porch does not attach snugly, remove it from the gourd and squeeze (pinch) the center tabs tighter (front to back) using a pair of needle-nose pliers, then reattach.

You should not have a problem keeping the porches attached to the gourd if you follow these instructions. However, if you do have trouble getting them to stay, you have the option of gluing them on, or screwing them on. If you use glue, choose glue that



Center the porch and push it all the way down.



will stick to both aluminum and high-density polyethylene plastic (perhaps epoxy or Liquid Nails®). If you use screws, make sure the sharp tip of the screw does not protrude inside the gourd where it might injure a bird. Use a sheet metal screw no longer than 3/8".

Please note that if you plan to use a SuperGourd Insert Trap on the gourd, you will not be able to use it simultaneously with this porch.

Although it is not necessary, the porch surface can be roughed up with a nail, painted and sprinkled with sand, or glued with traction strips to help prevent possible slipping.

Caution: To prevent the accidental trapping of a martin's toenail around the edges where the aluminum porch touches the plastic gourd, it is a good idea to smear or brush on some 100% silicone caulking to fill in any gaps (both inside and out). Re-caulk any porch that you remove for trapping purposes.

If you have any problems with these porches, or have any questions, please contact the Purple Martin Conservation Association (PMCA).

Purple Martin Conservation
Association
301 Peninsula Drive, Suite 6
Erie, PA 16505
814-833-7656 (phone)
814-833-2451 (fax)
www.purplemartin.org
info@purplemartin.org

GP: 11/06